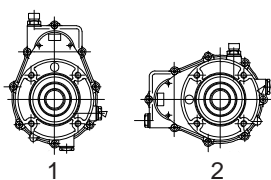
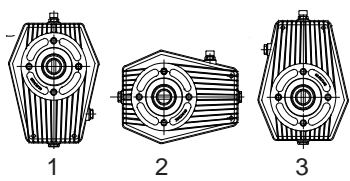
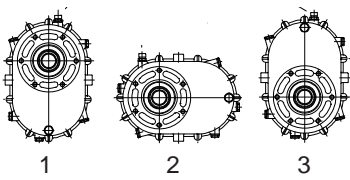
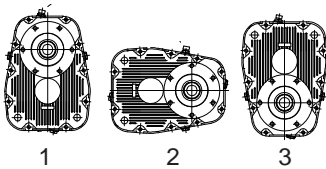
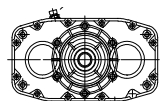
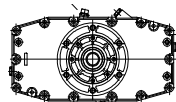



Einzufüllende Ölmengen in Übersetzungsgetrieben

Ölsorte: SAE 90

Serie	Einbaulage	Einbaulage	Erforderliche Ölmenge in Liter
60000		1	0,15
97500		2	0,11
70000		1	0,34
96000		2	0,80
		3	0,52
80000		1	0,95
		2	1,15
		3	1,25
92000		1	0,60
		2	0,70
		3	0,45
85000			1,30
90000			1,80
91000			2,00

Die angegebenen Ölmengen sind Richtwerte.
Kontrollieren Sie die Füllmenge am Ölstand-Schauglas.